

**Description**

Reconstruction Capital II (“RC2” or the “Fund”) is a closed-ended, absolute return driven investment fund, incorporated in the Cayman Islands. The fund invests in Private Equity & Listed Securities in South-East Europe. RC2 was admitted to the AIM market of the London Stock Exchange in December 2005 raising €24m initially, with two follow-on offerings in May-06 and Dec-07 raising a further €40m and €71m net of expenses respectively. New Europe Capital SRL (Bucharest) is the adviser to RC2.



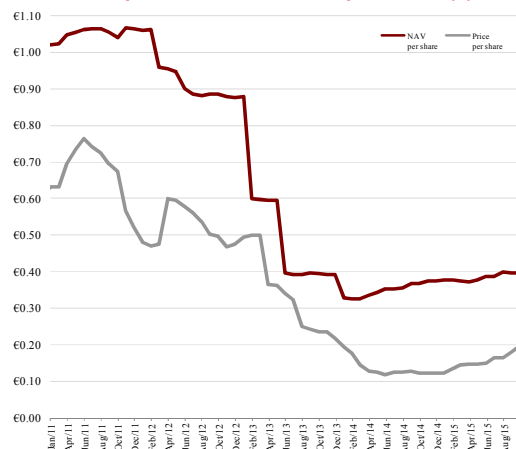
**Statistics**

NAV per share (€) - undiluted	0.3956
NAV per share (€) - fully diluted	0.2971
Total NAV (€ m) - undiluted	39.6
Total NAV (€ m) - fully diluted	48.3
Share price (€)	0.1975
Mk Cap (€ m)	19.8
# of shares (m) - undiluted	100.0
# of shares (m) - fully diluted	162.6
NAV return since inception†	-58.64%
12-month NAV CAGR†	5.83%
NAV annualized Return*†	-8.59%
NAV annualized Volatility*†	19.16%
Best month (NAV)†	15.60%
Worst month (NAV)†	-33.53%
# of months up (NAV)†	62
# of months down (NAV)†	56

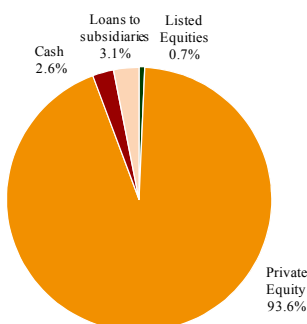
**RC2 NAV returns (undiluted basis)**

	2011	2012	2013	2014	2015
Jan	-0.54%	0.12%	-31.58%	-0.65%	-0.07%
Feb	0.24%	-9.69%	-0.51%	-0.34%	-0.34%
Mar	2.48%	-0.50%	-0.62%	2.94%	-0.70%
Apr	0.70%	-0.66%	0.29%	2.73%	0.93%
May	0.55%	-4.98%	-33.53%	2.70%	3.11%
Jun	0.25%	-1.47%	-0.85%	0.28%	-0.38%
Jul	0.13%	-0.73%	-0.28%	0.44%	3.24%
Aug	-1.10%	0.61%	1.27%	3.23%	-0.85%
Sep	-1.25%	0.01%	-0.69%	0.01%	0.31%
Oct	2.63%	-0.82%	-0.72%	1.87%	-0.35%
Nov	-0.25%	-0.36%	0.43%	0.15%	
Dec	-0.49%	0.29%	-16.44%	0.73%	
YTD	3.32%	-17.17%	-62.64%	14.91%	4.90%

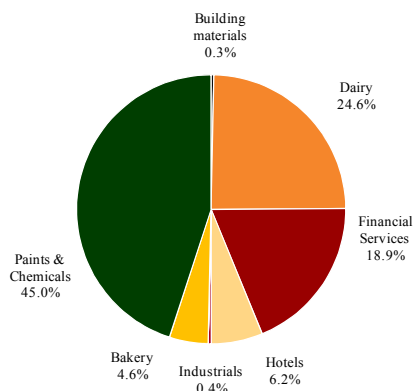
**Share price / undiluted NAV per share (€)**



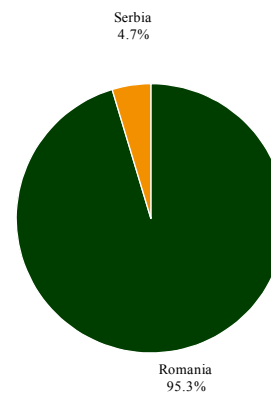
**Portfolio Structure by Asset Class**



**Equity Portfolio Structure by Sector**



**Portfolio Structure by Geography**



**Commentary**

Please refer to the Quarterly Report for the period ended 30 September 2015 for market commentary and updates in respect of investee companies.